



# splashbacks

**Sleek splashbacks for that perfect finish.** Just because your kitchen's practical, doesn't mean it can't look fabulous. Our range of sleek, colourful glass splashbacks bring a bold, contemporary edge to your decor, but take the spits and splashes of cooking in their stylish stride.



# let it shine



Yes, you can have it all. Caple's glass splashbacks bring you the pleasing clean lines of stainless steel with the practical beauty of glass. That means no more smudgy fingerprints and hard-to-move grease spots, just brilliant, easy-clean sheen.



Our tempting range of non-fade colours has been specially selected to complement today's kitchen design trends. Choose from reflective or matt finishes, in colours to complement any kitchen furniture be it modern or traditional – oak, walnut, coloured gloss or cream.

Product details

1 Ebony 900mm splashback, 2 Bride 140mm upstand, 3 Chestnut 486mm upstands – see p116



Easy to fit, easy to maintain

All our glass products meet British safety standards. Caple splashbacks and upstands are adhesive backed which prevents them from shattering, and allows fitting to any clean, non-porous surface. And because they're not made from toughened glass, they can be cut to size using a standard glass cutter.





## Coloured glass splashbacks and upstands CSBG

### Features

Splashbacks – to fit a wall behind a hob, beneath an extractor

Upstands – to fit a wall either side of a glass splashback, running the length of the worktop

8 Fashionable colours available

Will not mark with fingerprints

Adhesive backed for quick and easy DIY installation (no unsightly fixing screws)

Shatterproof due to specially developed acrylic adhesive foam based backing

Not toughened glass – can be cut to size with a standard tile cutter

Conforms to BS6206 and PREN12600

British Safety Standards

Hygienic

Opaque colour finish

Lifetime colour guarantee

Can be applied to all non-porous, clean surfaces

### Dimensions

Splashback height 750mm

Splashback width 600mm, 900mm or 1000mm

Upstand height 140mm or 486mm

Upstand width 1000mm

Thickness 7mm

### Model codes

*Splashbacks:*

W 600mm (code CSBG600/750/XX)

W 900mm (code CSBG900/750/XX)

W 1000mm (code CSBG1000/750/XX)

*Upstands:*

H 140mm – pack of 2 (code CSBG1000/140/XX)

H 486mm (code CSBG1000/486/XX)

For chosen colour option, replace 'XX' with colour code – see below

**Glass colour codes** These images are only a guide. Glass sample packs are available to order. (code CSBG/SMP8)




CL – Claret  
reflective  
burgundy



CS – Chestnut  
reflective dark  
brown



PT – Pewter  
reflective silver  
metallic grey



BD – Bride  
reflective  
mint white




BI – Biscuit  
reflective beige



AS – Ash  
matt dark grey



EB – Ebony  
reflective black



CK – Chalk  
matt white



## Stainless steel splashbacks

### CSB

#### Dimensions

Height 700mm

Width 600mm, 700mm,  
900mm or 1000mm

#### Model codes

Width 600mm CSB603  
(shown above)

Width 700mm CSB703

Width 900mm CSB903

Width 1000mm CSB1003